



ASBK.COM.AU f t i y

Winton Motor Raceway : OFFICIAL TEST : April 11 & 12

SUPERSPORT 300 / YAMAHA R3 CUP

Practice 1

Date: 11/04/17
 Event: P01
 Weather: Sunny - 15.0C
 Track: Dry - 21.1C

Started at: 09:05:57
 Laps: 30 Min
 Starters: 11
 Printed at: 10:10

CLASSIFICATION

Pos	No	Name	Machine	Fastest Lap	On Lap	Behind Prev	Behind Leader	Top Speed
1	93	Drew SELLS (VIC) / Race Center / Peter Stevens Motorcycles / Oilee Racing / Rubick	Kawasaki Ninja 300	1:38.471	8 of 8			155
2	86	Oliver BAYLISS (QLD)	Kawasaki Ninja 300	1:39.487	14 of 14	1.016	1.016	159
3	39	Scott NICHOLSON (VIC) / G. Williams Motorcycle Engineering / Traction Control Suspension	Kawasaki Ninja 300	1:39.525	15 of 15	.038	1.054	155
4	41	Max CROKER (NSW) / KTM Australia / Nolan / Ron Angel Classic Racing / Gold n Tint Signage	KTM RC 390	1:39.629	12 of 12	.104	1.158	161
5	333	Yannis SHAW (NSW) / BCperformance Junior Team / LandscapeSupplies.com.au / Ipone	Kawasaki Ninja 300	1:42.582	15 of 16	2.953	4.111	156
6	152	Dan THOMAS (NSW) / LTR / Inglis Racing / Marriott Smash Repair / Super Moto Armidale	Yamaha R3 321	1:46.106	14 of 15	3.524	7.635	153
7	53	John HENDERSON	Yamaha R3 321	1:46.236	13 of 13	.130	7.765	151
8	337	Gregory FARRELL (NSW) / BCperformance / Landscapesupplies.com.au	Kawasaki Ninja 300	1:46.445	13 of 14	.209	7.974	152
9	34	Boyd HOCKING (VIC) / DPH Motorsport Yamaha	Yamaha R3 321	1:47.400	13 of 14	.955	8.929	153
10	57	Seth CRUMP	KTM RC 390	1:47.488	12 of 12	.088	9.017	159
11	70	Troy RYAN	Yamaha R3 321	2:00.283	6 of 6	12.795	21.812	153



Scott Laing
 Chief Time Keeper - Scott Laing

Clerk of Course - Simon Maas

Computime Race Timing Systems Pty Ltd © 1996
 Licensed to Computime Race Timing Systems

www.computime.com.au

COMPUTIME RACE TIMING SYSTEMS PTY LTD





ASBK.COM.AU f t i y

Winton Motor Raceway : OFFICIAL TEST : April 11 & 12

SUPERSPORT 300 / YAMAHA R3 CUP

Practice 1

Date: 11/04/17
 Event: P01
 Weather: Sunny - 15.0C
 Track: Dry - 21.1C



Started at: 09:05:57
 Laps: 30 Min
 Starters: 11
 Printed at: 10:10

LAP TIMES

No	Name	Lap 1	Lap 2	Lap 3	Lap 4	Lap 5	Lap 6	Lap 7	Lap 8	Lap 9	Lap 10
34	Boyd HOCKING (VIC)	2:05.557	1:52.709	1:50.843	1:49.663	1:48.539	1:49.629	1:48.676	2:00.907	2:06.005	4:26.391
10		2:03.110	1:51.080	1:47.400	1:47.943						
39	Scott NICHOLSON (VIC)	1:52.337	1:45.729	1:44.254	3:28.787	1:46.529	1:42.068	1:41.697	1:44.178	1:41.868	1:41.147
10		1:41.120	3:02.826	1:42.533	1:39.702	1:39.525					
41	Max CROKER (NSW)	1:56.958	1:48.358	1:47.224	1:44.746	1:42.663	1:42.777	1:41.647	1:44.620	1:41.799	1:40.921
10		1:40.468	1:39.629								
53	John HENDERSON	2:15.727	1:53.998	1:51.396	1:49.937	3:26.174	1:57.606	1:52.192	1:48.145	1:48.583	3:51.649
10		2:01.315	1:47.345	1:46.236							
57	Seth CRUMP	2:11.930	1:55.593	2:21.036	6:12.410	1:58.634	1:47.927	1:50.806	1:47.784	4:20.134	2:00.173
10		1:48.264	1:47.488								
70	Troy RYAN	2:16.669	3:42.094	2:09.192	2:01.428	2:02.743	2:00.283				
86	Oliver BAYLISS (QLD)	2:05.142	1:52.796	1:49.602	1:47.774	1:45.561	2:59.565	1:50.329	1:42.663	1:42.550	1:41.735
10		1:41.929	3:02.395	1:49.362	1:39.487						
93	Drew SELLS (VIC)	1:54.669	1:45.753	1:44.182	1:42.856	1:40.661	1:39.931	1:38.787	1:38.471		
152	Dan THOMAS (NSW)	2:02.193	1:52.574	1:51.702	1:49.855	1:49.940	2:56.562	1:51.448	1:47.066	1:48.244	1:48.562
10		1:49.758	1:47.612	1:46.768	1:46.106	1:46.668					
333	Yannis SHAW (NSW)	2:01.380	1:49.652	1:49.021	1:46.248	1:45.216	1:45.259	1:45.512	1:45.288	1:44.885	1:44.299
10		1:44.176	1:48.726	1:44.094	1:42.831	1:42.582	1:43.175				
337	Gregory FARRELL (NSW)	2:00.765	1:48.975	4:20.716	1:59.350	1:52.639	1:52.426	1:50.917	1:49.150	1:48.251	1:48.803
10		1:46.841	1:46.818	1:46.445	1:47.094						

Scott Laing
 Chief Time Keeper - Scott Laing

.....
 Clerk of Course - Simon Maas



Computime Race Timing Systems Pty Ltd © 1996
 Licensed to Computime Race Timing Systems

www.computime.com.au

COMPUTIME RACE TIMING SYSTEMS PTY LTD



ASBK.COM.AU f t i y

Winton Motor Raceway : OFFICIAL TEST : April 11 & 12

SUPERSPORT 300 / YAMAHA R3 CUP

Practice 1

Date: 11/04/17
 Event: P01
 Weather: Sunny - 15.0C
 Track: Dry - 21.1C



Started at: 09:05:57
 Laps: 30 Min
 Starters: 11
 Printed at: 10:10

SPLIT TIMES

Lap	Split 1	Split 2	Split 3	Split 4	Lap Time	Spd	Lap	Split 1	Split 2	Split 3	Split 4	Lap Time	Spd
34 Boyd HOCKING (VIC) (9th)							10	14.006	16.995	35.635	34.285	1:40.921	161
1	23.027	21.043	43.280	38.207	2:05.557 P		11	13.900	16.845	35.603	34.120	1:40.468	160
2	15.808	19.561	40.402	36.938	1:52.709	150	12	13.888	16.776	35.174	33.791	1:39.629	160
3	15.646	19.277	39.148	36.772	1:50.843	151							
4	15.172	18.686	39.061	36.744	1:49.663	152							
5	15.162	18.552	38.748	36.077	1:48.539	152	53 John HENDERSON (7th)						
6	15.135	18.398	39.054	37.042	1:49.629	152	1	29.219	24.052	43.007	39.449	2:15.727 P	
7	15.056	18.250	39.171	36.199	1:48.676	151	2	16.650	19.151	40.118	38.079	1:53.998	145
8	14.928	22.405	47.445	36.129	2:00.907	152	3	15.856	19.003	39.197	37.340	1:51.396	148
9	14.999	22.615	52.657	35.734	2:06.005	152	4	15.839	18.617	39.100	36.381	1:49.937	148
10	17.775	18.866	39.262	3:10.488	4:26.391	152	5	15.672	18.369	40.559	2:11.574	3:26.174	151
11	24.596	19.511	42.584	36.419	2:03.110 P		6	20.880	19.195	39.982	37.549	1:57.606 P	
12	15.205	18.707	40.930	36.238	1:51.080	152	7	16.006	18.629	40.137	37.420	1:52.192	149
13	14.901	18.331	38.479	35.689	1:47.400	151	8	15.563	17.959	38.018	36.605	1:48.145	149
14	15.102	18.258	38.624	35.959	1:47.943	153	9	15.602	18.013	38.214	36.754	1:48.583	147
							10	15.794	18.101	43.455	2:34.299	3:51.649	141
							11	25.629	20.676	38.367	36.643	2:01.315 P	
							12	15.591	18.059	38.057	35.638	1:47.345	149
39 Scott NICHOLSON (VIC) (3rd)							13	15.315	17.886	37.570	35.465	1:46.236	150
1	18.653	18.226	38.538	36.920	1:52.337 P								
2	15.024	17.844	37.421	35.440	1:45.729	151	57 Seth CRUMP (10th)						
3	14.903	17.888	36.336	35.127	1:44.254	154	1	25.547	23.633	42.146	40.604	2:11.930 P	
4	14.440	17.728	35.953	2:20.666	3:28.787	153	2	16.726	21.799	39.664	37.404	1:55.593	157
5	18.180	17.530	35.710	35.109	1:46.529 P		3	16.477	19.131	39.380	1:06.048	2:21.036	159
6	14.379	17.198	35.590	34.901	1:42.068	154	4	16.020	19.728	39.922	4:56.740	6:12.410	159
7	14.378	17.168	35.565	34.586	1:41.697	153	5	23.499	19.896	38.579	36.660	1:58.634 P	
8	14.386	17.594	37.606	34.592	1:44.178	155	6	15.847	19.117	37.442	35.521	1:47.927	157
9	14.666	17.074	35.602	34.526	1:41.868	153	7	15.652	18.872	40.249	36.033	1:50.806	158
10	14.109	17.008	35.462	34.568	1:41.147	153	8	15.434	18.737	38.071	35.542	1:47.784	159
11	14.118	17.276	35.343	34.383	1:41.120	153	9	15.424	18.774	48.898	2:57.038	4:20.134	157
12	14.016	17.509	36.226	1:55.075	3:02.826	154	10	26.681	19.649	38.446	35.397	2:00.173 P	
13	16.455	16.957	34.918	34.203	1:42.533 P		11	15.369	18.692	38.830	35.373	1:48.264	157
14	13.848	16.886	34.810	34.158	1:39.702	154	12	15.120	18.722	37.996	35.650	1:47.488	158
15	13.865	16.743	34.711	34.206	1:39.525	154							
41 Max CROKER (NSW) (4th)							70 Troy RYAN (11th)						
1	21.677	18.736	39.567	36.978	1:56.958 P		1	24.818	24.002	46.609	41.240	2:16.669 P	
2	15.027	18.584	38.933	35.814	1:48.358	154	2	17.061	22.524	45.297	2:17.212	3:42.094	147
3	14.677	18.152	38.749	35.646	1:47.224	159	3	23.037	22.195	44.478	39.482	2:09.192 P	
4	14.609	17.915	37.338	34.884	1:44.746	160	4	16.754	21.289	43.433	39.952	2:01.428	153
5	14.196	17.299	36.627	34.541	1:42.663	160	5	17.029	21.510	44.280	39.924	2:02.743	150
6	14.225	17.377	36.509	34.666	1:42.777	161	6	16.812	21.128	43.333	39.010	2:00.283	150
7	14.131	17.224	36.013	34.279	1:41.647	160							
8	14.035	17.073	38.525	34.987	1:44.620	160	86 Oliver BAYLISS (QLD) (2nd)						
9	14.168	17.036	36.009	34.586	1:41.799	160	1	23.323	20.923	42.030	38.866	2:05.142 P	

Scott Laing
 Chief Time Keeper - Scott Laing

Clerk of Course - Simon Maas



Computime Race Timing Systems Pty Ltd © 1996
 Licensed to Computime Race Timing Systems

www.computime.com.au

COMPUTIME RACE TIMING SYSTEMS PTY LTD



ASBK.COM.AU f t i y

Winton Motor Raceway : OFFICIAL TEST : April 11 & 12

SUPERSPORT 300 / YAMAHA R3 CUP

Practice 1

Date: 11/04/17
 Event: P01
 Weather: Sunny - 15.0C
 Track: Dry - 21.1C

Started at: 09:05:57
 Laps: 30 Min
 Starters: 11
 Printed at: 10:10

SPLIT TIMES

Lap	Split 1	Split 2	Split 3	Split 4	Lap Time	Spd	Lap	Split 1	Split 2	Split 3	Split 4	Lap Time	Spd
2	15.562	19.366	40.757	37.111	1:52.796	157	14	<u>14.903</u>	<u>17.994</u>	<u>37.544</u>	35.665	<u>1:46.106</u>	153
3	15.167	18.786	39.203	36.446	1:49.602	158	15	15.019	18.204	37.878	<u>35.567</u>	1:46.668	152
4	14.905	18.576	38.655	35.638	1:47.774	158	333 Yannis SHAW (NSW) (5th)						
5	14.817	18.229	37.482	35.033	1:45.561	159	1	21.939	19.936	40.646	38.859	2:01.380 P	
6	14.587	18.157	38.056	1:48.765	2:59.565	159	2	15.613	18.756	39.015	36.268	1:49.652	151
7	20.037	18.428	37.114	34.750	1:50.329 P		3	14.965	18.419	39.594	36.043	1:49.021	152
8	14.535	17.489	36.431	34.208	1:42.663	158	4	14.618	17.844	37.884	35.902	1:46.248	153
9	14.397	17.581	36.367	34.205	1:42.550	159	5	14.608	17.748	37.328	35.532	1:45.216	154
10	14.323	17.254	36.178	33.980	1:41.735	158	6	14.585	17.735	37.275	35.664	1:45.259	154
11	14.362	17.233	36.281	34.053	1:41.929	158	7	14.649	17.790	37.438	35.635	1:45.512	151
12	<u>14.116</u>	17.186	35.482	1:55.611	3:02.395	159	8	14.606	17.854	37.367	35.461	1:45.288	152
13	19.724	18.800	36.973	33.865	1:49.362 P		9	14.514	17.961	37.062	35.348	1:44.885	152
14	14.180	<u>16.857</u>	<u>34.990</u>	<u>33.460</u>	<u>1:39.487</u>	159	10	14.322	17.546	37.096	35.335	1:44.299	153
93 Drew SELLS (VIC) (1st)							11	14.270	17.474	36.708	35.724	1:44.176	153
1	20.132	17.697	38.036	38.804	1:54.669 P		12	15.162	18.297	38.630	36.637	1:48.726	155
2	15.113	17.656	36.981	36.003	1:45.753	151	13	14.250	17.658	37.037	35.149	1:44.094	156
3	14.725	17.139	36.756	35.562	1:44.182	153	14	14.176	17.513	36.211	<u>34.931</u>	1:42.831	152
4	14.341	17.098	36.038	35.379	1:42.856	153	15	<u>14.011</u>	<u>17.419</u>	<u>36.042</u>	35.110	<u>1:42.582</u>	153
5	14.113	16.855	35.031	34.662	1:40.661	155	16	14.163	17.552	36.420	35.040	1:43.175	154
6	13.925	16.712	34.920	34.374	1:39.931	154	337 Gregory FARRELL (NSW) (8th)						
7	13.912	16.554	34.192	34.129	1:38.787	153	1	23.992	19.356	40.044	37.373	2:00.765 P	
8	<u>13.702</u>	<u>16.498</u>	<u>34.163</u>	<u>34.108</u>	<u>1:38.471</u>	154	2	15.458	18.158	38.107	37.252	1:48.975	151
152 Dan THOMAS (NSW) (6th)							3	16.664	19.730	42.874	3:01.448	4:20.716	147
1	22.108	20.922	41.573	37.590	2:02.193 P		4	22.493	19.491	40.056	37.310	1:59.350 P	
2	15.911	19.174	40.815	36.674	1:52.574	151	5	15.849	18.909	40.274	37.607	1:52.639	151
3	15.662	19.187	40.753	36.100	1:51.702	152	6	15.717	18.846	39.907	37.956	1:52.426	150
4	15.281	18.863	39.345	36.366	1:49.855	153	7	15.762	18.916	39.480	36.759	1:50.917	146
5	15.560	18.866	39.080	36.434	1:49.940	152	8	15.365	18.514	39.062	36.209	1:49.150	151
6	15.995	19.193	40.873	1:40.501	2:56.562	150	9	15.108	18.410	38.379	36.354	1:48.251	152
7	18.194	18.718	38.737	35.799	1:51.448 P		10	15.168	18.191	38.810	36.634	1:48.803	151
8	15.221	18.224	37.653	35.968	1:47.066	151	11	15.041	18.089	<u>37.787</u>	35.924	1:46.841	151
9	15.365	19.206	37.679	35.994	1:48.244	152	12	14.942	18.051	37.841	35.984	1:46.818	151
10	15.182	18.631	38.526	36.223	1:48.562	152	13	14.860	<u>17.746</u>	37.813	36.026	<u>1:46.445</u>	150
11	15.291	18.355	39.949	36.163	1:49.758	151	14	<u>14.832</u>	18.055	38.311	<u>35.896</u>	1:47.094	151
12	15.241	18.417	37.923	36.031	1:47.612	152							
13	15.001	18.119	37.852	35.796	1:46.768	152							



Scott Laing
 Chief Time Keeper - Scott Laing

Clerk of Course - Simon Maas

Computime Race Timing Systems Pty Ltd © 1996
 Licensed to Computime Race Timing Systems

www.computime.com.au

COMPUTIME RACE TIMING SYSTEMS PTY LTD





ASBK.COM.AU f t i y

Winton Motor Raceway : OFFICIAL TEST : April 11 & 12

SUPERSPORT 300 / YAMAHA R3 CUP

Practice 1

Date: 11/04/17
 Event: P01
 Weather: Sunny - 15.0C
 Track: Dry - 21.1C

Started at: 09:05:57
 Laps: 30 Min
 Starters: 11
 Printed at: 10:10

FASTEST LAPS SEQUENCE

Race Time	No	Name	Machine	Fastest Lap	On Lap
3:06.683	86	Oliver BAYLISS (QLD)	Kawasaki Ninja 300	2:05.142	1
3:08.710	152	Dan THOMAS (NSW)	Yamaha R3 321	2:02.193	1
3:58.817	39	Scott NICHOLSON (VIC)	Kawasaki Ninja 300	1:52.337	1
5:44.546	39	Scott NICHOLSON (VIC)	Kawasaki Ninja 300	1:45.729	2
7:28.800	39	Scott NICHOLSON (VIC)	Kawasaki Ninja 300	1:44.254	3
9:55.275	93	Drew SELLS (VIC)	Kawasaki Ninja 300	1:44.182	3
11:21.720	41	Max CROKER (NSW)	KTM RC 390	1:42.663	5
13:18.792	93	Drew SELLS (VIC)	Kawasaki Ninja 300	1:40.661	5
14:58.723	93	Drew SELLS (VIC)	Kawasaki Ninja 300	1:39.931	6
16:37.510	93	Drew SELLS (VIC)	Kawasaki Ninja 300	1:38.787	7
18:15.981	93	Drew SELLS (VIC)	Kawasaki Ninja 300	1:38.471	8



Scott Laing
 Chief Time Keeper - Scott Laing

Clerk of Course - Simon Maas

Computime Race Timing Systems Pty Ltd © 1996
 Licensed to Computime Race Timing Systems

www.computime.com.au

COMPUTIME RACE TIMING SYSTEMS PTY LTD





ASBK.COM.AU f t i y

Winton Motor Raceway : OFFICIAL TEST : April 11 & 12

SUPERSPORT 300 / YAMAHA R3 CUP

Practice 1

Date: 11/04/17
 Event: P01
 Weather: Sunny - 15.0C
 Track: Dry - 21.1C

Started at: 09:05:57
 Laps: 30 Min
 Starters: 11
 Printed at: 10:10

BEST PARTIAL TIMES

Pos	Split 1		Split 2		Split 3		Split 4		LAP		Ideal	Fastest
	Name	Time	Name	Time	Name	Time	Name	Time	Name	Time		
1	D. SELLS	13.702	D. SELLS	16.371	D. SELLS	34.163	O. BAYLISS	33.460	D. SELLS	1:38.344	1:38.471	
2	M. CROKER	13.749	O. BAYLISS	16.646	S. NICHOLSO	34.711	M. CROKER	33.791	O. BAYLISS	1:38.809	1:39.487	
3	S. NICHOLSO	13.848	S. NICHOLSO	16.743	O. BAYLISS	34.811	D. SELLS	34.108	S. NICHOLSO	1:39.460	1:39.525	
4	O. BAYLISS	13.892	M. CROKER	16.776	M. CROKER	35.174	S. NICHOLSO	34.158	M. CROKER	1:39.490	1:39.629	
5	Y. SHAW	14.011	Y. SHAW	17.419	Y. SHAW	36.042	Y. SHAW	34.931	Y. SHAW	1:42.403	1:42.582	
6	G. FARRELL	14.832	G. FARRELL	17.746	S. CRUMP	37.442	S. CRUMP	35.373	D. THOMAS	1:46.008	1:46.106	
7	B. HOCKING	14.901	J. HENDERSO	17.886	D. THOMAS	37.544	J. HENDERSO	35.465	J. HENDERSO	1:46.236	1:46.236	
8	D. THOMAS	14.903	D. THOMAS	17.994	J. HENDERSO	37.570	D. THOMAS	35.567	G. FARRELL	1:46.261	1:46.445	
9	S. CRUMP	15.120	B. HOCKING	18.250	G. FARRELL	37.787	B. HOCKING	35.689	S. CRUMP	1:46.627	1:47.488	
10	J. HENDERSO	15.315	S. CRUMP	18.692	B. HOCKING	38.479	G. FARRELL	35.896	B. HOCKING	1:47.319	1:47.400	
11	T. RYAN	16.754	T. RYAN	20.912	T. RYAN	43.333	T. RYAN	39.010	T. RYAN	2:00.009	2:00.283	

Scott Laing
 Chief Time Keeper - Scott Laing

Clerk of Course - Simon Maas

Computime Race Timing Systems Pty Ltd © 1996
 Licensed to Computime Race Timing Systems

www.computime.com.au

COMPUTIME RACE TIMING SYSTEMS PTY LTD

